



## EIGR-VB – Skorpion Gigabit Wired Bridge VPN Router

The EIGR-VB high-speed router links two 10/100/1000 Mbps Internet Protocol (IPv4) networks — passing appropriate traffic while blocking all other traffic. One network is the local-area-network (LAN); the other is the wide-area-network (WAN). The built-in stateful firewall passes communication initiated on the LAN-side while blocking WAN-side initiated communication. With Port Address Translation (PAT), LAN-side clients can access the Internet. Network Address Translation (NAT) allows a one-to-one translation between LAN-side and WAN-side devices. With Port Forwarding, LAN-side devices can be accessed from the Internet. The EIGR-VB incorporates a four-port Ethernet switch for multiple LAN-side

connections. An external Ethernet-based modem — cable or DSL— can be used to connect to the Internet. DSL modems connect via the PPPoE protocol.

The EIGR-VB includes real-time clock and OpenVPN client/server functionality. As a VPN Server, up to 10 VPN clients (Windows/Linux PCs) can be supported. The VPN clients are bridged to the LAN side and are provided an IP address from the LAN subnet. This allows passage of multicast and broadcast messages through the VPN tunnel and provides the same application experience to the VPN client device as if it was connected directly to the LAN side. The EIGR-VB operates over 0 to 60°C temperature range.

### EIGR-VB Skorpion Gigabit IP Router Features...

- Web page configuration
- 10/100/1000 Mbps WAN port
- 4-port 10/100/1000 Mbps Ethernet LAN switch
- Secure Virtual Private Network (VPN) Client
- Secure Bridge Mode VPN Server
- PAT, NAT, Port Forwarding and Port Range Forwarding
- Stateful Firewall and Allowlist
- Remote Router Access and NAT Loopback
- DHCP client (WAN) and DHCP server (LAN)
- DIN-rail mounting
- Diagnostic LEDs
- CE Mark, RoHS, UL 508, C22.2 No. 142-M1987
- 24 VAC/VDC powered
- Operates over 0 to 60°C




EIGR-VB

CTRLink®

# EIGR-VB — Skorpion Gigabit IP Router

Although the EIGR-VB has many of the same features found in high-end routers, it is simpler to install and commission. A resident DHCP server on the LAN- side will provide IP addresses to LAN-side clients while a DHCP client on the WAN-side will accept IP address assignments from the attached network.

Static addressing is accommodated as well. Configuration is via a web browser using authentication. With a DIN-rail mounting clip, rugged metal enclosure and the ability to be powered from a low-voltage AC/DC power source, the EIGR-VB is ideal IP router for automation systems.



**Quick Disconnect 4-pin Power Connector**

provides connections to a DC or AC source and a connection for a backup source

**35 mm Din-rail Clip**

for convenient control panel installation

**Writable Label**

for a helpful record of connected IP devices

**Power LED**

Power OK indicator

**Reset Switch**

returns the EIGR-VB to its default settings

**Built-in Ethernet Switch**

connect up to four 10/100/1000 Mbps Ethernet devices with auto-negotiation and Auto-MDIX

**Diagnostic LEDs**

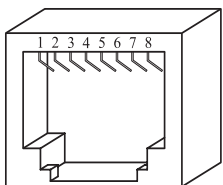
indicate the status of Link and Activity

## Connector Pin Assignments

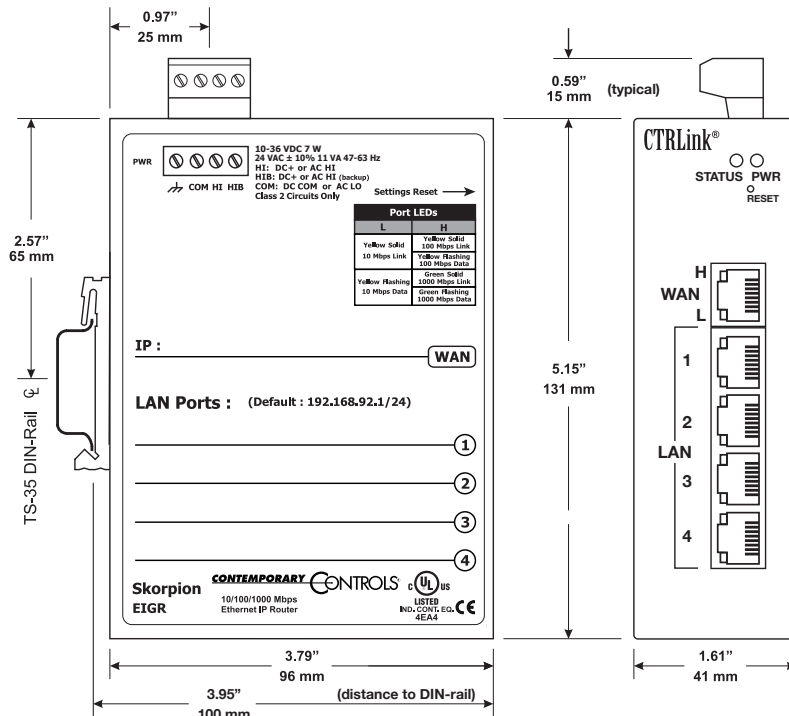
### Ethernet RJ-45 Pin Assignments

Pin	Function
1	BI_DA+
2	BI_DA-
3	BI_DB+
4	BI_DC+
5	BI_DC-
6	BI_DB-
7	BI_DD+
8	BI_DD-


All ports are Auto-MDIX.



## Mechanical Drawing




# Web Page Configuration



Onboard Help

Setup
Administration
Status
Advanced
VPN
Save Changes



## Skorpion EIGR GigE Router

Automation Firewall/Router

### WAN Setup

Connection Type: DHCP

Optional Settings (required by some ISPs):  
 Host Name:   
 Domain Name:   
 MTU:  Enable  Disable Size: 1500

### LAN Setup

Router IP  
 Local IP Address: 192 . 168 . 92 . 1  
 Subnet Mask: 255.255.255.0

Network Address Server Settings (DHCP)  
 Local DHCP Server:  Enable  Disable  
 Start IP Address: 192 . 168 . 92 . 100  
 Number of Addresses: 10 (1 to 100)  
 Client Lease Time: 0 m

### WAN Setup

Connection Type: Static IP

IP Address: 10 . 0 . 0 . 100  
 Subnet Mask: 255.0.0.0  
 Default Gateway: 10 . 0 . 0 . 1  
 Static DNS 1: 0 . 0 . 0 . 0  
 Static DNS 2: 0 . 0 . 0 . 0  
 Static DNS 3: 0 . 0 . 0 . 0

Optional Settings (required by some ISPs):  
 Host Name:   
 Domain Name:   
 MTU:  Enable  Disable Size: 1500

### Router Access

Local Router Access  
 Username:   
 Password:   
 Confirm Password:

Remote Router Access  
 Administration Port: 8080  
 Enable:

### Firewall

Firewall Status:  Enable  Disable

### NAT

WAN IP Address					LAN IP Address				Enabled
129	250	35	123	TO	192	168	1	119	<input checked="" type="checkbox"/>
				TO					<input type="checkbox"/>
				TO					<input type="checkbox"/>
				TO					<input type="checkbox"/>
				TO					<input type="checkbox"/>

### OpenVPN Connection Settings

Public IP Address: www.myVpnServer.com  
 OpenVPN Port: 1194  
 Ping Interval: 30 (secs)  
 Ping Timeout: 125 (secs)  
 VPN Client IP Address: 192 . 168 . 92 . 2

Save Cancel

### About This Page

Use the setup page to perform basic IP settings for the WAN and LAN interfaces - such as IP address, subnet mask, etc. *Connection Type* is used to specify how your EIGR connects to the WAN: *DHCP*, *Static IP*, *PPPoE*, or *PPTP*.

If you select *DHCP*, the WAN side of the EIGR will have its IP address, subnet mask and gateway address set by a DHCP server that is directly or indirectly connected to the WAN port. If no DHCP server is available, static entry values can be entered by selecting connection type *Static IP*. *PPPoE* is normally used by DSL modems. *PPTP* (Point-to-Point Tunneling Protocol) is used by some providers for Internet Access.

The Router IP address is the IP address which you can use to configure the EIGR. This will also be the gateway address used by IP devices connected to the LAN ports of the EIGR.

The **LAN Setup** can be used to enable the DHCP server for the LAN side along with the starting DHCP address, the number of DHCP clients and the lease time (in minutes).

[More Information...](#)

### Need Support?

Our staff of engineers is available to

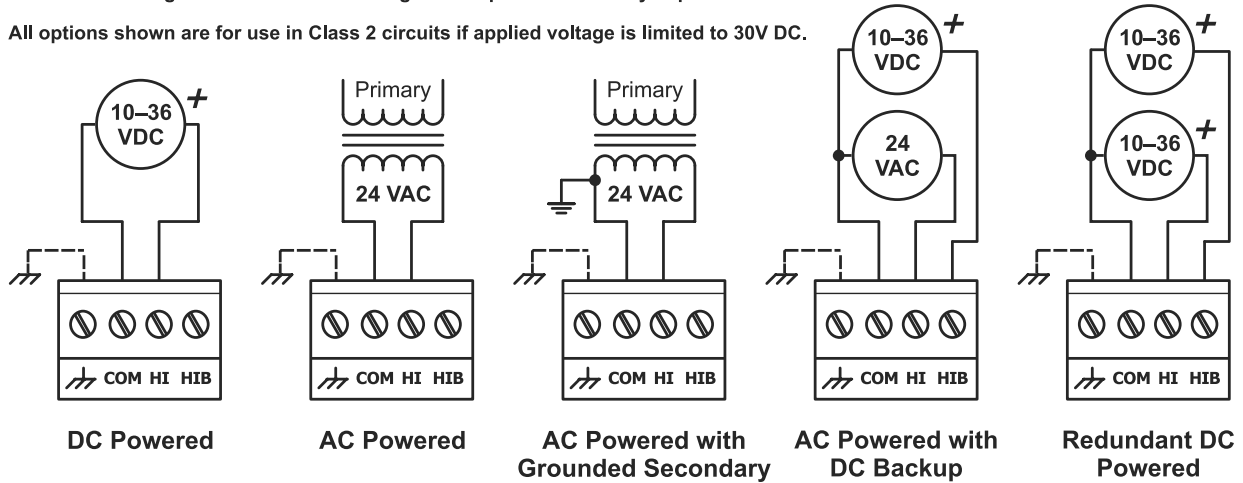
## Power Considerations

Applied voltage must be in the specified range and deliver a current commensurate with power consumption. The recommended size for solid power conductors is 16–20

AWG; and for stranded conductors use 16–18 AWG. Zero volts (COM) is isolated from chassis (earth). Input connections are reverse-polarity protected.

**Input power: 10–36 VDC or 24 VAC ± 10%, 47–60 Hz.**  
Connecting chassis to earth or using a backup source is always optional.

All options shown are for use in Class 2 circuits if applied voltage is limited to 30V DC.

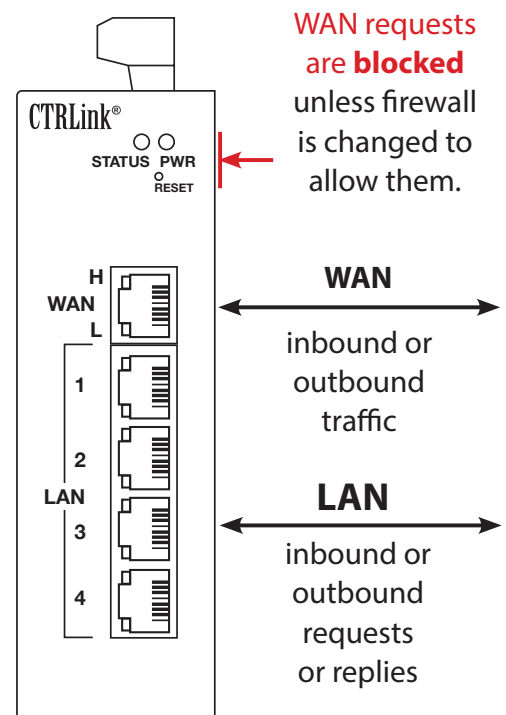


## Stateful Firewall — Promotes Secure Communication

The lower part of the router connects the LAN side (the local-area-network). The upper part connects the WAN side (wide-area-network). A firewall (which can be disabled by the user) separates the two parts.

A firewall controls the passing of messages from one side of a router to the other. A *stateful firewall* acts on the structure of the message and who is initiating and who is responding.

Originating requests from the LAN side and corresponding responses from the WAN side **pass through** the firewall. But traffic originating from the WAN side is **blocked** from the LAN side **unless** the firewall is adjusted to allow it. This protects the LAN side from unauthorised WAN access.




## Specifications

<b>Power Requirements</b>	10–36 VDC ±10% 7 W or 24 VAC ±10% 11 VA 47–63 Hz
<b>Operating Temperature</b>	0 to 60°C
<b>Storage Temperature</b>	–40 to +85°C
<b>Relative Humidity</b>	10–95%, non-condensing
<b>Protection</b>	IP30
<b>Mounting</b>	TS-35 DIN-rail
<b>Ethernet Communications</b>	IEEE 802.3 10/100/1000 Mbps data rate 10BASE-T, 100BASE-TX and 1000BASE-T 100 m (max) CAT5e cable length

<b>LEDs</b>	<b>PWR</b>	Green = Power OK
	<b>STATUS</b>	Green = Boot up complete
	<b>H</b>	Green = 1000 Mbps communication established
		Yellow = 100 Mbps communication established
	Flash = Activity	
<b>L</b>	Yellow = 10 Mbps	
	Flash = Activity	

**Regulatory Compliance** CE Mark; CFR 47, Part 15 Class A; RoHS; UL 508; C22.2 No. 142-M1987



## Ordering Information

<b>Model</b>	<b>RoHS</b>	<b>Description</b>
<a href="#">EIGR-VB</a>	✓	Skorpion GigE IP Router with Bridge VPN 0 to 60°C

**United States**  
Contemporary Control  
Systems, Inc.

Tel: +1 630 963 7070  
Fax: +1 630 963 0109

[info@ccontrols.com](mailto:info@ccontrols.com)

**China**  
Contemporary Controls  
(Suzhou) Co. Ltd

Tel: +86 512 68095866  
Fax: +86 512 68093760

[info@ccontrols.com.cn](mailto:info@ccontrols.com.cn)

**United Kingdom**  
Contemporary Controls Ltd

Tel: +44 (0)24 7641 3786  
Fax: +44 (0)24 7641 3923

[info@ccontrols.co.uk](mailto:info@ccontrols.co.uk)

**Germany**  
Contemporary Controls GmbH

Tel: +49 341 520359 0  
Fax: +49 341 520359 16

[info@ccontrols.de](mailto:info@ccontrols.de)

[www.ccontrols.com](http://www.ccontrols.com)