

Installation Guide

EIMK Ethernet Media Converters allow transparent, low-cost and robust connections between copper and fibre media. Each model supports full-duplex operation for 100BASE-TX and 100BASE-FX segments. Two models support multimode fibre optic connections: the EIMK-100T/FT makes the fibre optic connection via ST-style connectors, whereas the EIMK-100T/FC does so via SC-style connectors. The model EIMK-100T/FCS supports single-mode fibre via SC-style connectors.

Maximum distance with 62.5/125 μm fibre cables is 2 km in full-duplex mode. Single-mode fibre can span up to 15 km. All models support auto-negotiation operation so that the data rate of the copper partner is matched automatically.

Two RJ-45 connectors (one MDI port and one MDIX port) allow either straight-through or crossover copper cabling. Link and activity LEDs allow troubleshooting from front-panel observations.

All units mount on TS-35 DIN-rail, operate from low-voltage AC or DC power and offer redundant power connections.

Designed for automation applications, all models comply with EMC immunity and emissions compatibility standards for industrial environments.

Specifications

Electrical

INPUT	DC	AC
Voltage:	10–36 V	24 V
Power:	2 W	4 VA
Frequency:	N/A	47–63 Hz
Class 2 Circuits Only		

Environmental

Operating Temperature:	0°C to +60°C
Storage Temperature:	-40°C to +85°C
Humidity, non-cond.:	10% to 95%
Protection:	IP 30

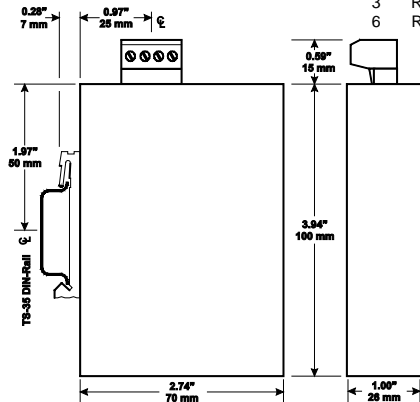
Mounting TS-35 DIN-rail

Shipping Weight 1 lb (0.45 kg)

Regulatory Compliance

CE Mark; CFR 47 Part 15, Class A
UL508 Industrial Control Equipment

Mechanical



Functional

Compliance:	ANSI/IEEE 802.3
Data Rates:	10 and 100 Mbps
Signalling:	100BASE-TX and 100BASE-FX
Connectors:	Shielded RJ-45 SC and ST style
Segment length:	100 m, copper 2 km, multimode fibre 15 km, single-mode fibre

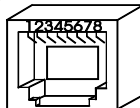
LED Indicators

Power	green
Link	green
Activity	green

RJ-45 Pin Assignments

Pin	Function
1	TD+
2	TD-
3	RD+
6	RD-

(All other pins are unused.)

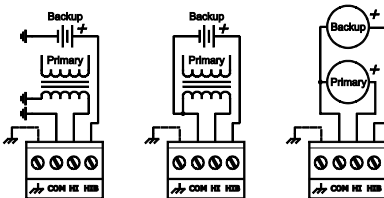


This device is intended for use with Class 2 circuits.

Power Considerations

Applied voltage must be in the range specified and deliver a current that is commensurate with 4 VA of power consumption. The recommended size for solid power conductors is 16–20 AWG. Zero volts (COM) is isolated from chassis (earth). Input connections are reverse-polarity protected.

Connecting chassis to earth or using a backup source is always optional.



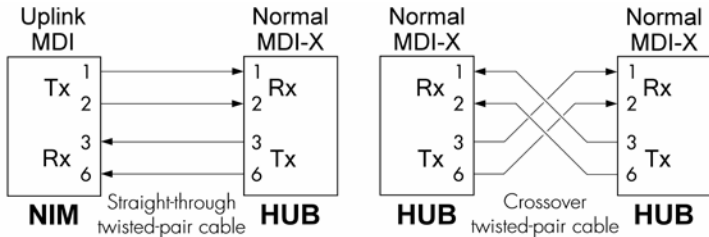
LED Indicators

The power LED glows when proper power is applied. Each port has two LEDs. **Link** glows solid if the port has a proper connection to an operating Ethernet device and **Activity** flashes as data is exchanged with the attached device.

Copper Cabling Option

A cabling option exists for copper lines: crossover wiring attached to the “normal” port (marked **X**) or straight-through wiring attached to the “uplink” port (MDI).

NOTE: the two RJ-45 ports can NOT be used simultaneously.



Uplink Ports Vs Normal Ports

Need More Help Installing this Product?

More information can be found in the Technical Support part of our web site at www.ccontrols.com. If contacting our office, ask for Technical Support.

Warranty

Contemporary Controls (CC) warrants this product to the original purchaser for two years from the shipping date. If it fails to operate in compliance with its specification during this period, CC will, at its option, repair or replace the product at no charge. Product returned to CC for repair is warranted for one year from the date that the repaired product is shipped back to the purchaser or for the remainder of the original warranty period, whichever is longer. The customer is responsible for shipping product; CC assumes no responsibility for product until received. This limited warranty covers products only as delivered. User modification may void the warranty. Damage from abuse, accident, disaster, misuse, or incorrect installation are not covered. This warranty in no way warrants suitability of the product for any specific application. More warranty information can be found at www.ccontrols.com.

<p>Warning: This is a Class A product. In a domestic environment this product may cause radio interference in which case the user may be required to take adequate measures.</p>

Returning Products for Repair

Return the product to the location where it was purchased by following the instructions at the URL below:

www.ccontrols.com/rma.htm

Declaration of Conformity

Information about the regulatory compliance of this product can be found at the URL below:

www.ccontrols.com/compliance.htm